

May 2022 Statistics


Compared to May 2021



Units Sold




Average Sale Price




-45.0%

202




13.1%

\$841,040



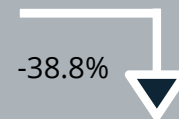
-36.2%

445




12.5%

\$931,795



-38.8%

7,283



9.4%

\$1,212,806

May 2022



All Residential Homes



647

Units Sold

▼ -39.2%



\$903,460

Average Sale Price

▲ 13.1%



Detached Homes



134

Units Sold

▼ -46.6%



\$930,648

Average Sale Price

▲ 12.8%



Condominiums



25

Units Sold

▼ -54.5%



\$588,404

Average Sale Price

▲ 16.8%

Simcoe County 2022 Year-to-Date



-33.6%



3,237



Total Units Sold



24.4%



\$954,133



Average Price

Prepared by: _____ Company: _____ Email: _____ Phone: _____